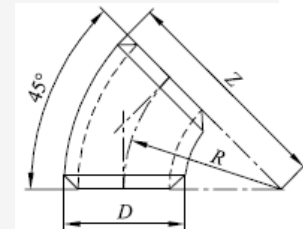
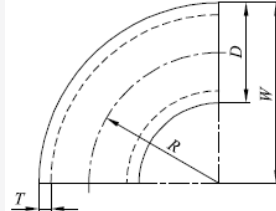
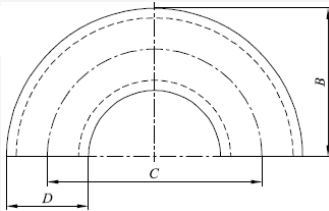




- Afmetingen voor stalen lasbochten volgens EN10253-2:2021
- Dimensions for steel elbows according to EN10253-2:2021



- Afmetingen voor 180°, 90° en 45° (retour)bochten in korte (2D), standaard (3D) en lange (5D) uitvoering.
- Dimensions for 180°, 90° en 45° return bends and elbows in short (2D), standard (3D) and long (5D) version.

Lasbochten model 2D | Elbows model 2D

DN	D	R	C	B - W
	mm	mm	mm	mm
15	21,3	17,5	35	28
	25	-	-	-
20	26,9	25	50	39
	31,8	-	-	-
25	33,7	25	50	42
	38	32,5	65	52
32	42,4	32	64	53
40	48,3	38	76	62
	51	45	90	71
	57	52,5	105	81
50	60,3	51	102	81
	63,5	57,5	115	89
	70	65	130	100
65	76,1	63	126	102
	82,5	77,5	155	119
80	88,9	76	152	121
[90]	101,6	95	190	146
	108	100	200	154
100	114,3	102	204	159
[115]	127	-	-	-
	133	125	250	192
125	139,7	127	254	197



Lasbochten model 3D | Elbows model 3D

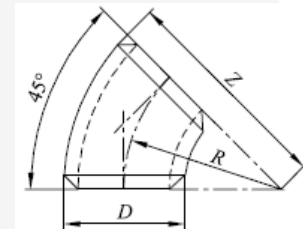
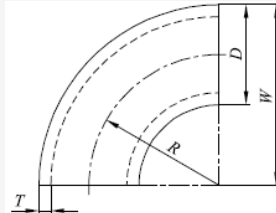
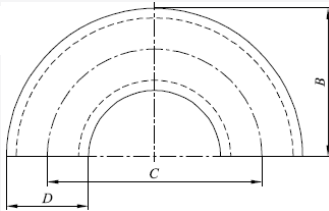
DN	D	R	C	B - W - Z
	mm	mm	mm	mm
15	21,3	28	56	38
	25	55	40	40
20	26,9	29	58	43
	31,8	35	70	51
25	33,7	38	76	55
	38	45	90	64
32	42,4	48	96	69
40	48,3	57	114	81
	51	63	126	89
	57	72	144	101
50	60,3	76	152	106
	63,5	82,5	165	114
	70	92	184	127
65	76,1	95	190	133
	82,5	107,5	215	149
80	88,9	114	228	159
[90]	101,6	133	266	184
	108	142,5	285	197
100	114,3	152	304	209
[115]	127	175	350	238
	133	181	362	248
125	139,7	190	380	260



Lasbochten model 5D | Elbows model 5D

DN	D	R	C	B - W - Z
	mm	mm	mm	mm
15	21,3	42,5	85	53
	25	-	-	-
20	26,9	57,5	115	71
	31,8	-	-	-
25	33,7	72,5	145	89
	38	82,5	165	102
32	42,4	92,5	185	114
40	48,3	107,5	215	132
	51	115	230	141
	57	127,5	255	156
50	60,3	135	270	165
	63,5	142,5	285	174
	70	160	320	195
65	76,1	175	350	213
	82,5	190	380	213
80	88,9	205	410	250
[90]	101,6	237,5	475	288
	108	253	506	307
100	114,3	270	540	327
[115]	127	-	-	-
	133	312,5	625	379
125	139,7	330	660	400



-  Afmetingen voor stalen lasbochten volgens EN10253-2:2021
-  Dimensions for steel elbows according to EN10253-2:2021



-  Afmetingen voor 180°, 90° en 45° (retour)bochten in korte (2D), standaard (3D) en lange (5D) uitvoering.
-  Dimensions for 180°, 90° en 45° return bends and elbows in short (2D), standard (3D) and long (5D) version.



Lasbochten model 2D | Elbows model 2D

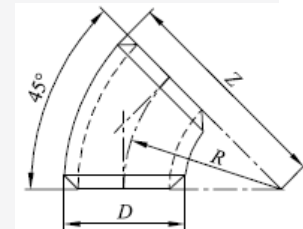
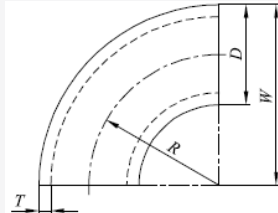
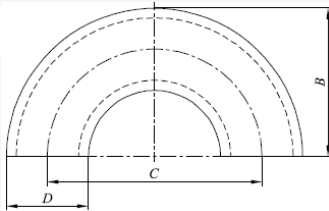
Lasbochten model 3D | Elbows model 3D



Lasbochten model 5D | Elbows model 5D

DN	D	R	C	B - W	DN	D	R	C	B - W - Z	DN	D	R	C	B - W - Z
	mm	mm	mm	mm		mm	mm	mm	mm		mm	mm	mm	mm
	152,4	-	-	-		152,4	215	430	291		152,4	-	-	-
	159	150	300	230		159	216	432	296		159	375	750	455
	168,3	152	304	236		168,3	229	458	313		168,3	390	780	474
	177,8	-	-	-		177,8	250	500	340		177,8	-	-	-
	193,7	180	360	277		193,7	270	540	367		193,7	-	-	-
200	219,1	203	406	313	200	219,1	305	610	415	200	219,1	510	1020	620
	244,5	235	470	357		244,5	340	680	462		244,5	580	1160	702
250	273	254	508	391	250	273	381	762	518	250	273	650	1300	787
300	323,9	305	610	467	300	323,9	457	914	619	300	323,9	770	1540	937
350	355,6	356	712	534	350	355,6	533	1066	711	350	355,6	850	1700	1028
400	406,4	406	812	609	400	406,4	610	1220	813	400	406,4	970	1940	1173
450	457	457	914	686	450	457	686	1372	915	450	457	1122	2244	1351
500	508	508	1016	762	500	508	762	1524	1016	500	508	1245	2490	1499
550	559	559	1118	839	550	559	838	1676	1118	550	559	1398	2796	1678
600	610	610	1220	915	600	610	914	1828	1219	600	610	1525	3050	1830
650	660	660	1320	990	650	660	990	1980	1320	650	660	1650	3300	1980
700	711	711	1422	1067	700	711	1067	2134	1423	700	711	1778	3556	2134
750	762	762	1524	1143	750	762	1143	2286	1524	750	762	1905	3810	2286
800	813	813	1626	1220	800	813	1219	2438	1626	800	813	2033	4066	2440
850	864	864	1728	1296	850	864	1296	2592	1728	850	864	2160	4320	2592
900	914	914	1828	1371	900	914	1372	2744	1829	900	914	2285	4570	2742
1000	1016	1016	2032	1524	1000	1016	1524	3048	2032	1000	1016	2540	5080	3048



-  Afmetingen voor stalen lasbochten volgens EN10253-2:2021
-  Dimensions for steel elbows according to EN10253-2:2021



-  Afmetingen voor 180°, 90° en 45° (retour)bochten in korte (2D), standaard (3D) en lange (5D) uitvoering.
-  Dimensions for 180°, 90° en 45° return bends and elbows in short (2D), standard (3D) and long (5D) version.

Lasbochten model 2D | Elbows model 2D

Lasbochten model 3D | Elbows model 3D

Lasbochten model 5D | Elbows model 5D

DN	D	R	C	B - W	DN	D	R	C	B - W - Z	DN	D	R	C	B - W - Z
	mm	mm	mm	mm		mm	mm	mm	mm		mm	mm	mm	mm
1050	1067	1067	2134	1601	1050	1067	1600	3200	2134	1050	1067	2668	5336	3202
1100	1118	1118	2236	1677	1100	1118	1677	3354	2236	1100	1118	2795	5590	3349
1150	1168	1168	2336	1752	1150	1168	1752	3504	2336	1150	1168	2920	5840	3504
1200	1219	1219	2438	1829	1200	1219	1829	3658	2439	1200	1219	3050	6100	3660